



NEHA PUBLIC SCHOOL

130/557 B BAKAR GANJ. KANPUR

HOLIDAY HOMEWORK

Session : 2024-25

**CLASS
U.K.G. (ENG. MED.)**

PASTE

YOUR

PHOTO

NAME :



HOLIDAY

Homework

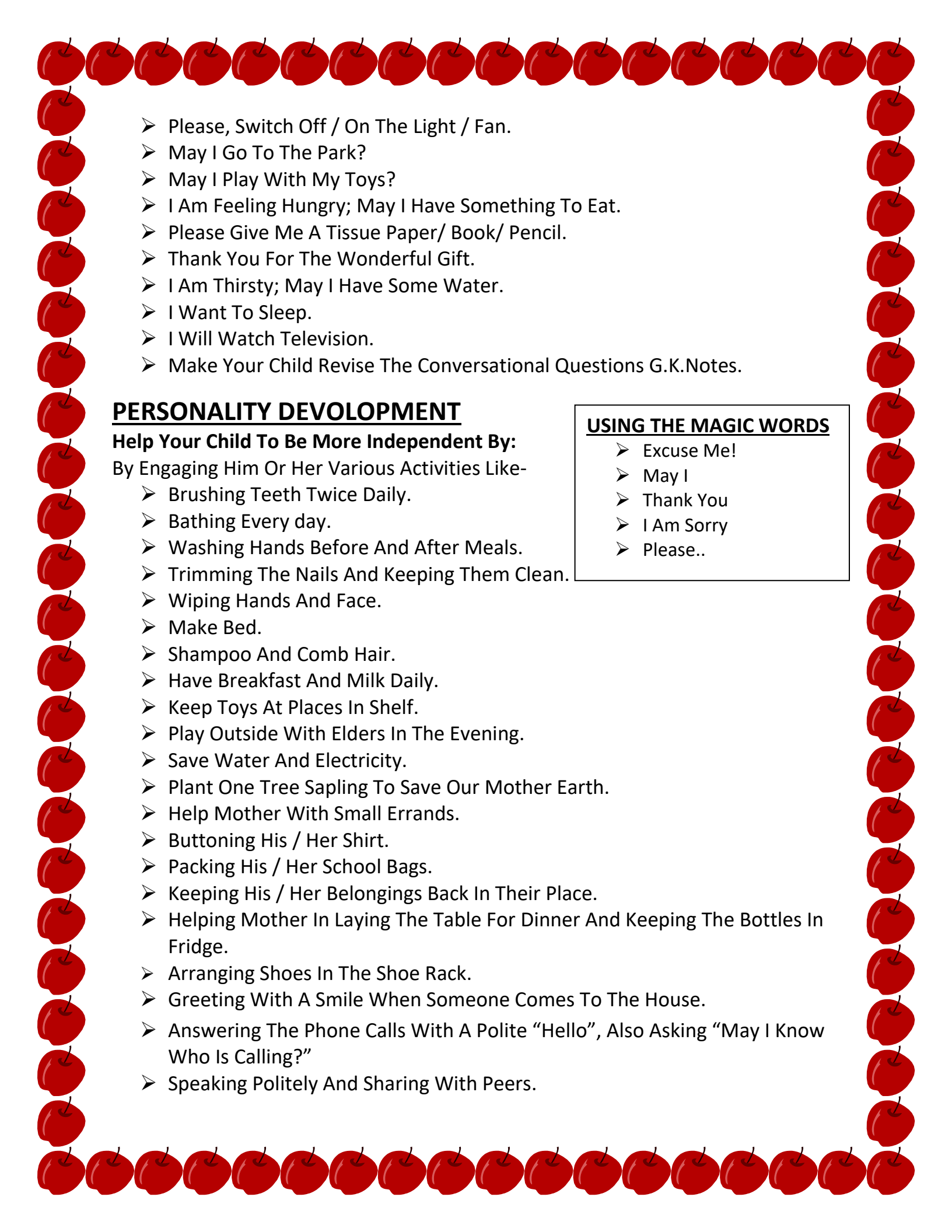
FOR THE PARENTS

Summer Vacations are here. A few vital suggestions are listed below to make the vacations more exciting and fruitful than ever before.

Be A Friend: Play Games With Your Child Like – Ludo, Carom, Etc.

Explore Nature: Take Your Child For Morning Walk, And Along With Them Count Trees, Cars, Stones, Flowers Etc. While Going For A Walk.

1. Playing In Gardens And Parks Always Bring Joy For Little Kids, At The Same Time They Can Prove To Be Great Learning Source I.E. Different Plants, Trees, Flowers, Leaves, Their Colours Etc. Bring Your Child Close To Nature. Take Your Child To Nature Walk.
2. Encourage Your Child To Play With Other Children Helping Them To Make New Friends.
3. Children Must Learn To Help Themselves By Folding Of Apron & Napkin, Closing & Opening Of Bag, Water Bottle, Fruit Box, Lunch Box Etc., Hanging Of Bag & Water Bottles, Buttoning Of Shirt.
4. Show Different Vegetables And Fruits And Ask Him/Her To Identify And Pick Up Whichever He/She Wants To Eat, Its Colour Taste Etc.
5. Talk To Your Child About The Things They See Around Which Will Help In Enriching The Child's Vocabulary.
6. When You Dress Up Your Child Make Him/ Her Aware About The Colour Of The Dress.
7. Spend Some Time With Your Child By Playing Or Simply Conversing With Your Child In English And Develop A Habit Of Speaking Proper Sentence Like:-
 - How Are You? I'm Good. Thank You.
 - Please, Open / Close My Tiffin / Bottle.
 - I Have Finished My Work / Food.

- 
- Please, Switch Off / On The Light / Fan.
 - May I Go To The Park?
 - May I Play With My Toys?
 - I Am Feeling Hungry; May I Have Something To Eat.
 - Please Give Me A Tissue Paper/ Book/ Pencil.
 - Thank You For The Wonderful Gift.
 - I Am Thirsty; May I Have Some Water.
 - I Want To Sleep.
 - I Will Watch Television.
 - Make Your Child Revise The Conversational Questions G.K.Notes.

PERSONALITY DEVELOPMENT

Help Your Child To Be More Independent By:

By Engaging Him Or Her Various Activities Like-

- Brushing Teeth Twice Daily.
- Bathing Every day.
- Washing Hands Before And After Meals.
- Trimming The Nails And Keeping Them Clean.
- Wiping Hands And Face.
- Make Bed.
- Shampoo And Comb Hair.
- Have Breakfast And Milk Daily.
- Keep Toys At Places In Shelf.
- Play Outside With Elders In The Evening.
- Save Water And Electricity.
- Plant One Tree Sapling To Save Our Mother Earth.
- Help Mother With Small Errands.
- Buttoning His / Her Shirt.
- Packing His / Her School Bags.
- Keeping His / Her Belongings Back In Their Place.
- Helping Mother In Laying The Table For Dinner And Keeping The Bottles In Fridge.
- Arranging Shoes In The Shoe Rack.
- Greeting With A Smile When Someone Comes To The House.
- Answering The Phone Calls With A Polite "Hello", Also Asking "May I Know Who Is Calling?"
- Speaking Politely And Sharing With Peers.

USING THE MAGIC WORDS

- Excuse Me!
- May I
- Thank You
- I Am Sorry
- Please..

LEARN LITERARY HOMEWORK

English –

1- Alphabets. 2- Vowels & Consonants.

Rhymes:- Ding Dong Bell, Thank You God, The Moon

Hindi –

Page No- 3- वर्णमाला 5- दो वर्णों से बने शब्द 6- तीन वर्णों से बने शब्द
7- चार वर्णों से बने शब्द। **कविताएँ :-** पतंग, आम, मेरा गाँव.....।

Mathematics –

1- Biggest and Smallest-

9- Rolling And Sliding-

10- Numbers 1 to 10,

Table Of 2 to 5-

Picture Book- Living Room, Class Room And Our Neighbourhood.

Conversation- Learn From Your G.K. Notes.

Deeniyat/ Devgyan- Learn From Your G.K. Notes.

Project Work-

Make any one by using thermocol-

1- Sun Face 2- Mango Face 3- Ice-Cream Face

On The First Day Of My School I WAS




Happy




Sad



Scared



Worried



Curious

COLOUR ANY ONE EXPRESSION

ENGLISH

1- Write A a to Z z Alphabets in both capital and small-

2- Match the words with the pictures-

cap



map



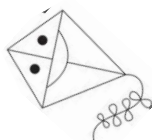
kite



van



bag



hen



3- Fill in the blanks with vowel (a,e,i)–

a- F_____sh.

b- B_____d.

c- L_____g.

d- K_____d.

e- C_____t.

4- Match the rhyming words-

Van

Cap

Hat

Can

Pen

Mat

Map


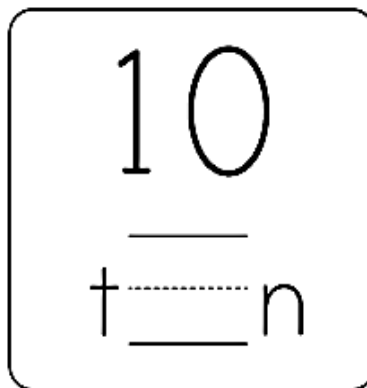
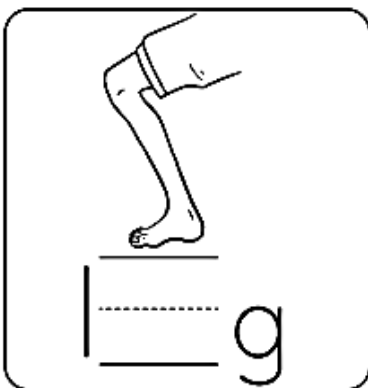





Men



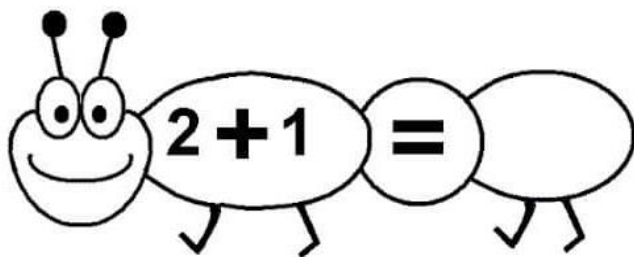
Name _____

Write the correct short vowel to complete each word.

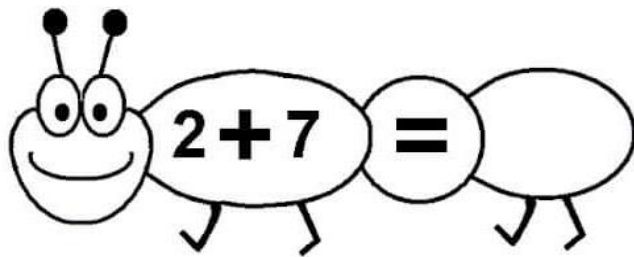
a e i o u



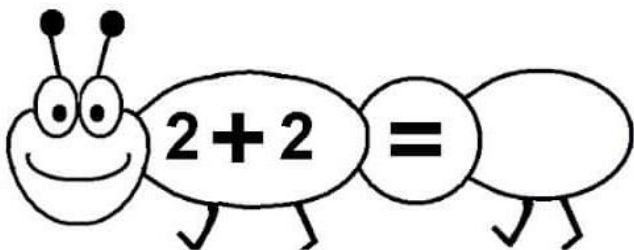
Addition



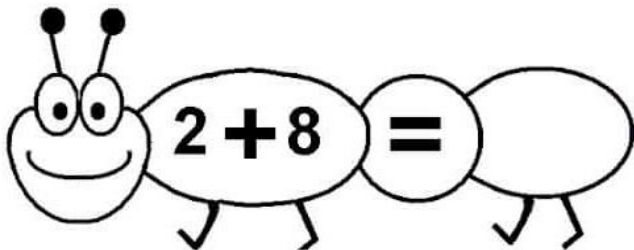
$2 + 1 = \quad$



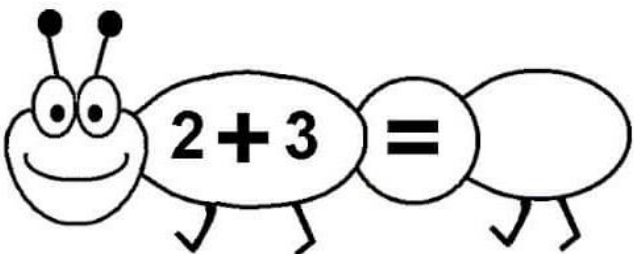
$2 + 7 = \quad$



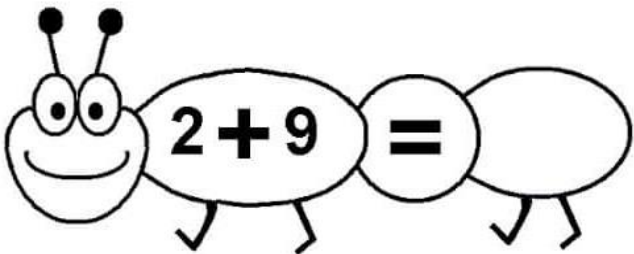
$2 + 2 = \quad$



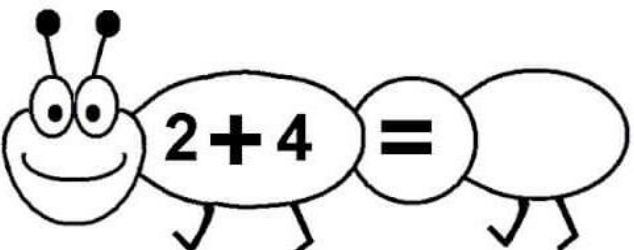
$2 + 8 = \quad$



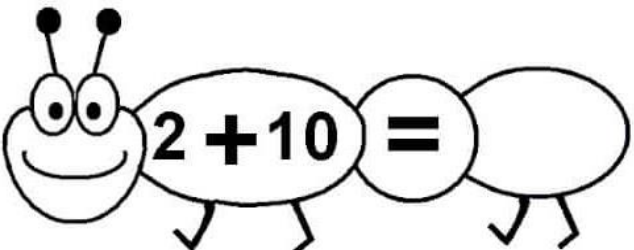
$2 + 3 = \quad$



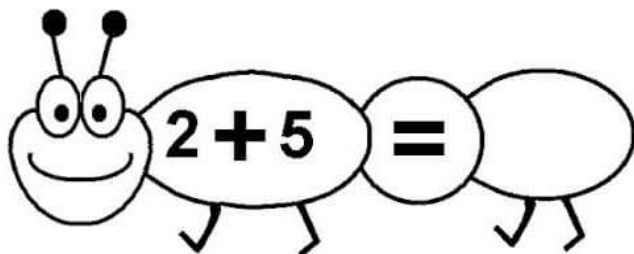
$2 + 9 = \quad$



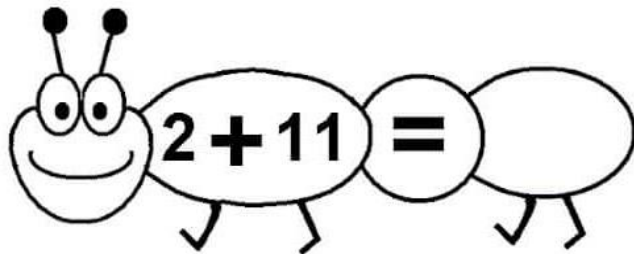
$2 + 4 = \quad$



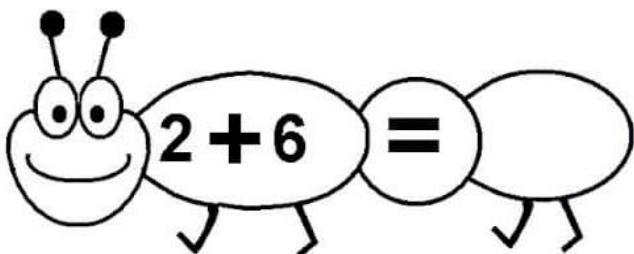
$2 + 10 = \quad$



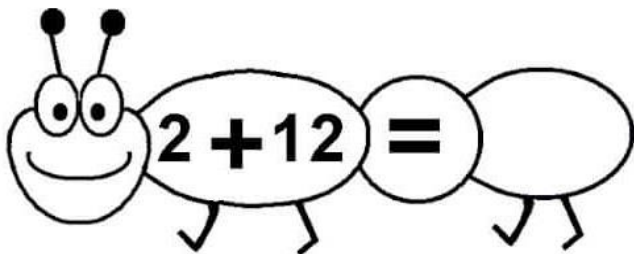
$2 + 5 = \quad$



$2 + 11 = \quad$



$2 + 6 = \quad$



$2 + 12 = \quad$

HINDI

1. चित्र पहचानकर शब्द पूरा कीजिए-



फ —



न —



क — श



क — ल



अ — कन



ट — टम

2. वर्णों की सही क्रम में जोड़कर शब्द बनाइए-

सब

यनन

रघ

नध

रबतन

जमशल

हलम

लमक

3. दिए गए शब्दों से मिलते-जुलते शब्द लिखिए-

चहल

फसल

शहर

टहल

मगन

नगर

जब

अगर

जल

कब

ठहर

बरगद

4- 'अ' से 'अः' तक स्वर लिखिये-

एक अक्षर के साथ अलग-अलग अक्षर जोड़कर शब्द बनाना सीखे।

क	ल	कल
	म	कम
	प	कप

फ	ल	
	न	
	ट	

स	र	
	ब	
	च	

आ	प	
	म	
	ग	

ह	म	
	ल	
	क	

म	न	
	ल	
	र	



Match the colors with the alphabets and color the chicken.



RED



GREEN



BLUE



ORANGE



PINK



YELLOW



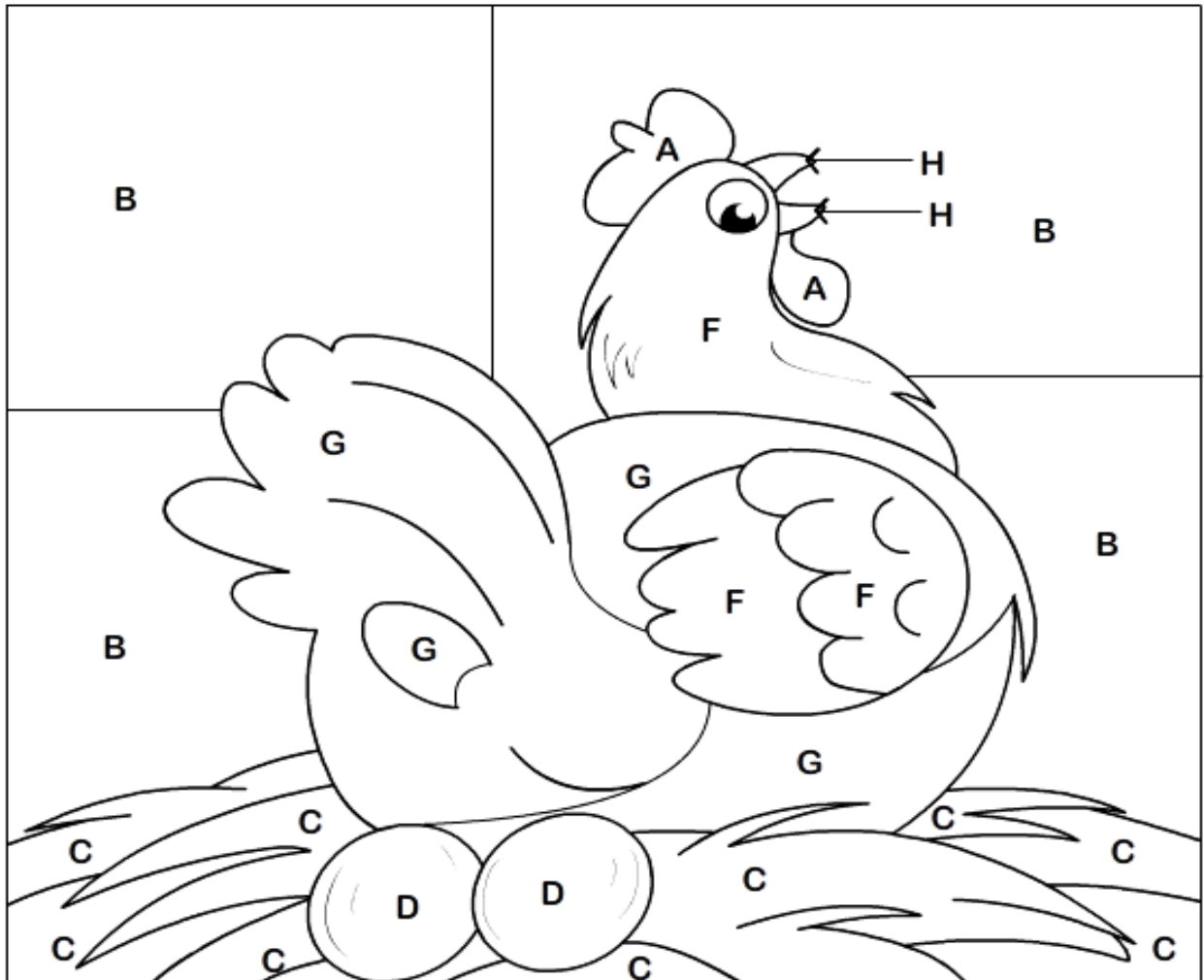
BROWN



BLACK



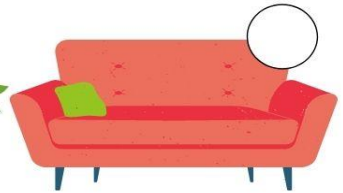
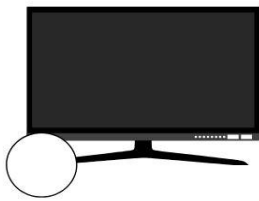
WHITE



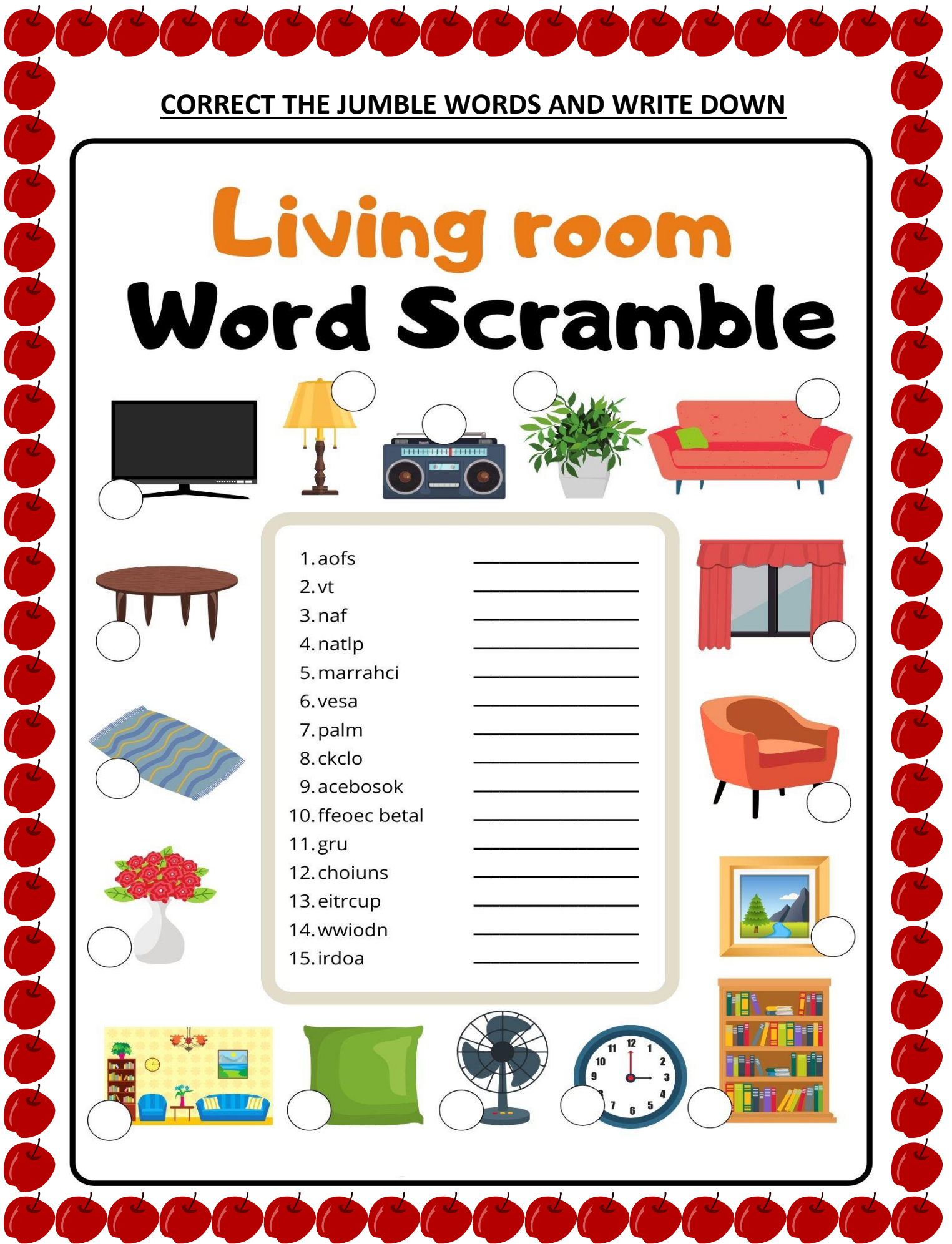
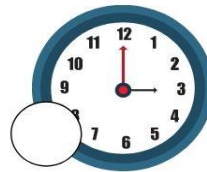

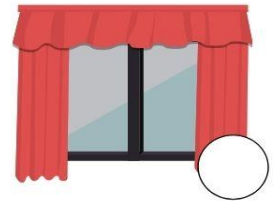
CORRECT THE JUMBLE WORDS AND WRITE DOWN

Living room

Word Scramble

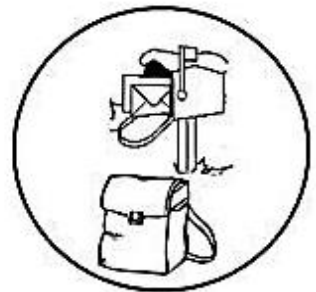
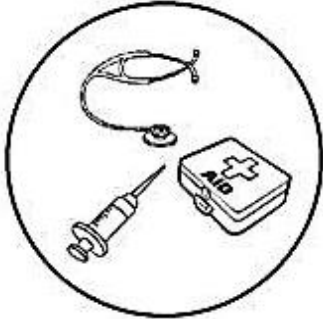


1. aofs _____
2. vt _____
3. naf _____
4. natlp _____
5. marrahci _____
6. vesa _____
7. palm _____
8. ckclo _____
9. acebosok _____
10. ffeoec betal _____
11. gru _____
12. choiuns _____
13. eitrcup _____
14. wwiodn _____
15. irdoa _____


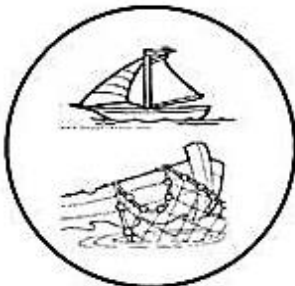
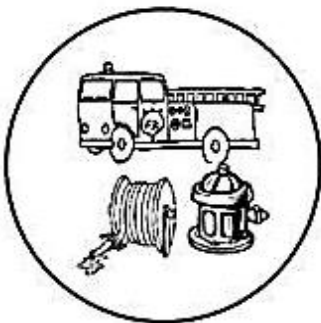


My Friendly Neighbors

Draw a line to match the community helpers with the things that they use. Use different color for each line.



My Friendly Neighbors



FIND THE CLASSROOM OBJECTS NAME & MAKE CIRCLE



Classroom

- | | | | | |
|---------------|------------|--------------|------------|---------------|
| 1.pencil case | 5.desk | 9.book | 12.chair | 15.whiteboard |
| 2.sharpener | 6.eraser | 10.marker | 13.pen | 16.pencil |
| 3.book bag | 7.scissors | 11.gluestick | 14.crayons | 17.paper |
| 4.ruler | 8.notebook | | | |

O	E	S	A	C	L	I	C	N	E	P	O	R	S
S	H	A	R	P	E	N	E	R	K	A	E	R	C
W	R	S	E	R	C	C	G	A	B	K	O	O	B
H	R	K	D	E	O	R	B	P	R	U	L	E	R
I	K	S	E	D	S	L	A	P	O	E	A	O	R
T	A	I	N	O	P	E	K	Y	E	E	O	I	I
E	E	R	A	S	E	R	P	U	O	N	E	L	A
B	A	S	C	I	S	S	O	R	S	N	P	B	L
O	T	B	O	E	R	E	A	R	E	O	S	L	I
A	U	S	E	E	C	A	B	O	O	K	O	A	C
R	N	A	P	H	O	S	G	I	C	A	C	R	N
D	E	A	A	N	O	T	E	B	O	O	K	K	E
R	P	I	H	R	L	R	E	K	R	A	M	T	P
S	R	K	C	I	T	S	E	U	L	G	R	A	A

FAMILY TREE


Paste Pictures (Passport Size) Of Your Grand Parents, Parents, Siblings And You.

GRAND PARENTS

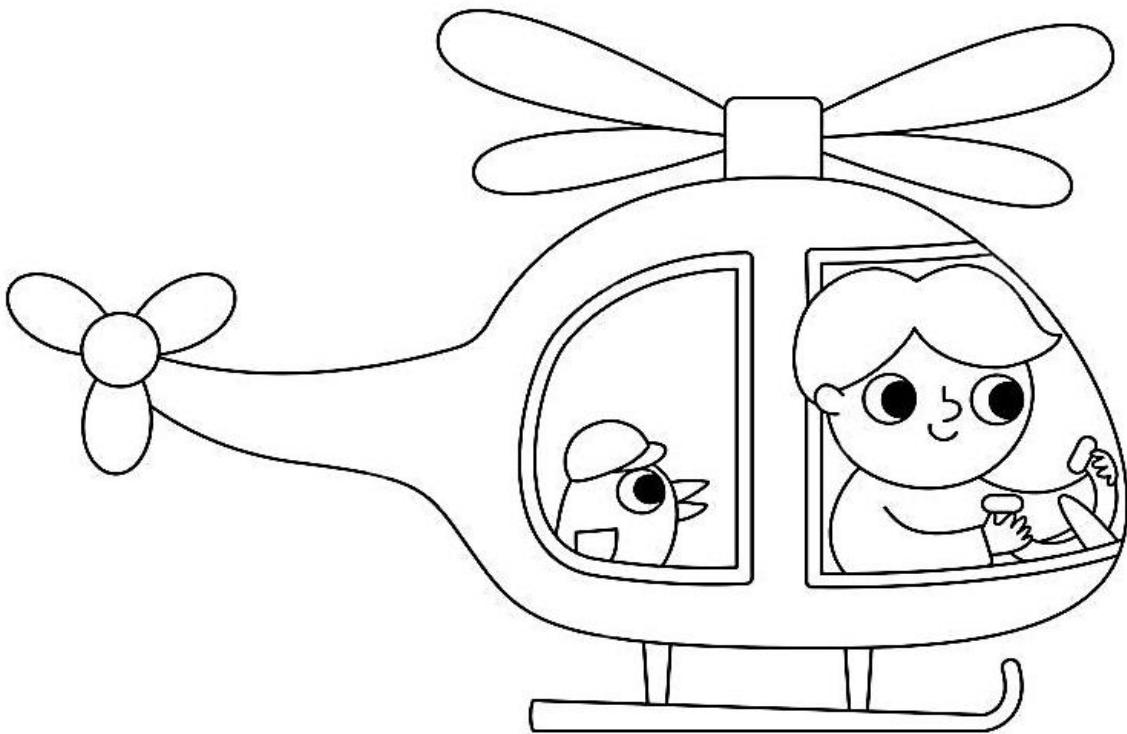

PARENTS

SIBLING


ME



COLOUR THE GIVEN PICTURE AND SPOT THE 5 DIFFERENCES AND MAKE CIRCLE



ACTIVITY
CORN PASTING



Instructions - Let's paste corn kernels in the chick.

Objective - To enhance fine motor skills of the child.

IMPORTANT POINTS:

- School Will Re-Open On 1st July 2024 As Per Summer Timings Of The School.
SCHOOL TIMING:- (ENGLISH MEDIUM)
PG. TO U.K.G. CLASS – 12:00 PM TO 4:30 PM
1 TO 12 CLASS – 7:30 AM TO 12:00 PM
- Let The Little One Do All The Homework Under Your Supervision.
- Kindly Submit The Holiday Homework On The Re-Opening Day Of The School.

We Hope You Will Enjoy These Activities And Come Back To School With A New Zeal And Enthusiasm.

HAVE A HAPPY & CHEERFUL VACATION!

**MR. C.A. ANSARI
MANAGER**

**MR. SHAHNAWAZ ANSARI
PRINCIPAL(J.H.)**

**MR. ISHAN ANSARI
PRINCIPAL(PRIMARY)**

